

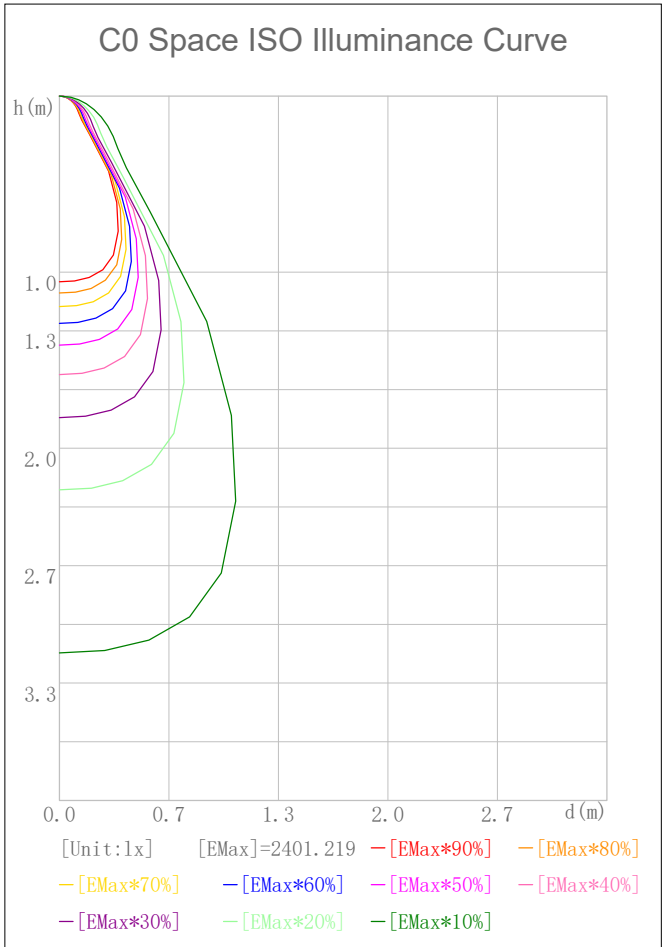
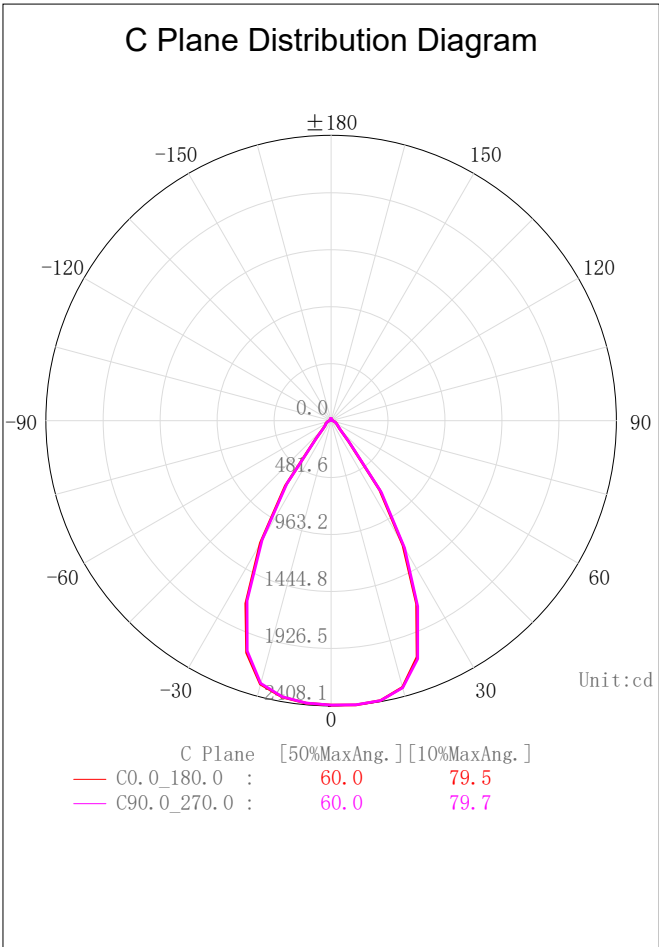
Indoor Luminaire Photometric Data

Description Information

Luminary Name: PD08-25-XX-01 4000K RA90 60D		Lum. Catalog:	Test ID: 01
Lamp Name:		Lamp Catalog: LED	Test Date: 2022/09/19
Manufacture: Shenzhen Norming Lighting		Shld. Ang(°):	Test Machine:GON-2000
Test Lab: Quality Department		Frequency (Hz):	Lamp CCT (K): Ra:
Lum. Size (W*L*H):0.083m*0.083m*0.000m		Lum. Area (m2):0.005	Lum. W (kg): 0.000
Test System: C, γ	Test Step: C=90.0 γ=5.0	Temp. (°C): 25	Humidity(%): 50.0

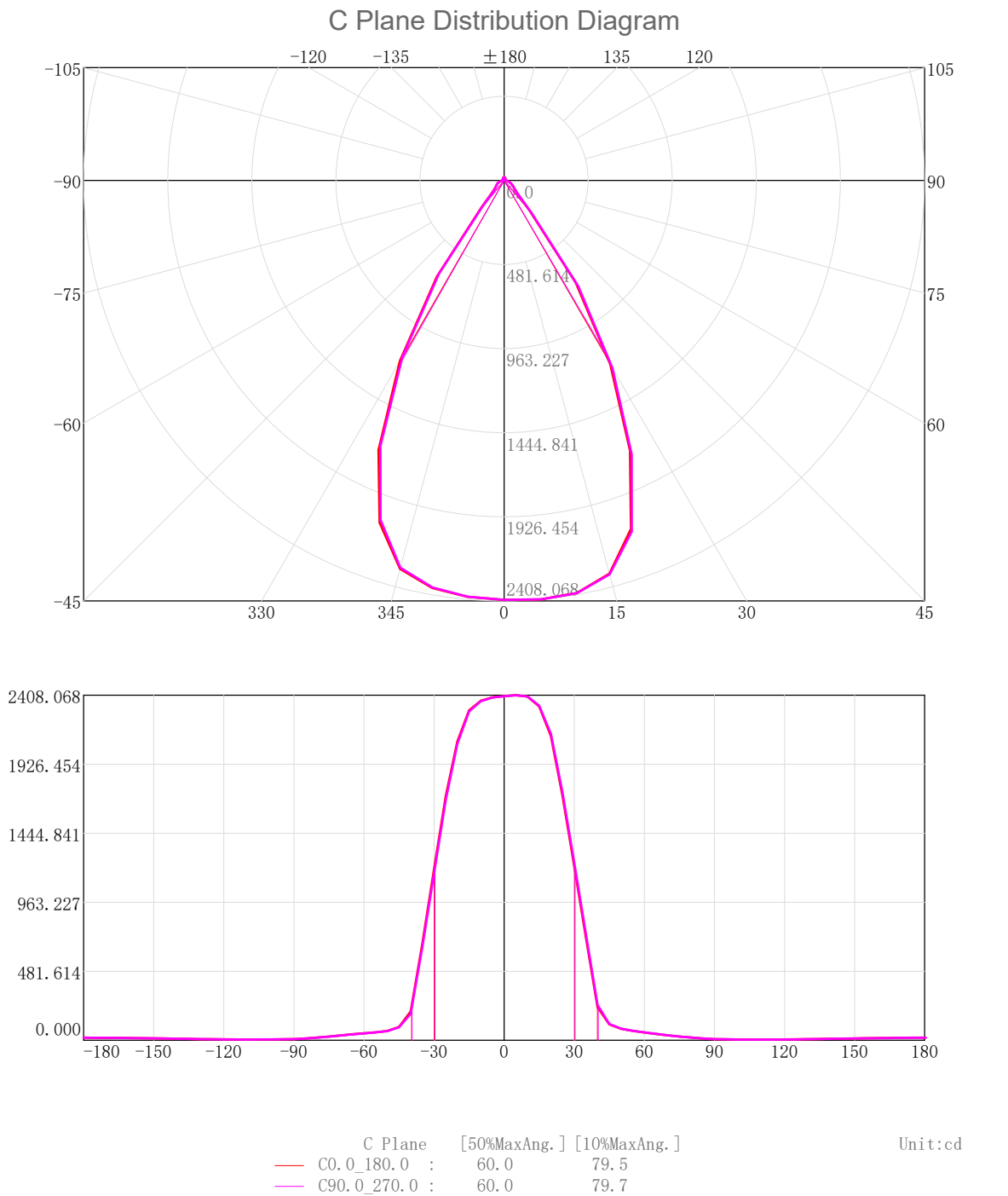
Character Parameter

Lamp Speciality Parameter		Luminaire Speciality Parameter	
Rated Flux(lm): 2363.580	Luminary Flux(lm): 2363.581	Field Angle(10%Imax): 79.5(°)	
Rated Power(W):	Luminary Efficiency: 100.00%	Down Lumens&Percent: 2306.794lm 97.60%	
Rated Voltage(V):	Luminary EER(lm/W): 103.757	Up Lumens&Percent: 56.787lm 2.40%	
Tested Power(W): 22.780	Max. Candela(cd): 2408.068	S/MH: C0_a180=0.963 C90_270=0.962	
Lamps' Inside: 1	Max Cand@Ang. (°): C=0.0 γ=5.0	CIE Type: Semi-Direct	
Tested Electrics (V, A, pf):239.8, 0.099, 0.957	Beam Angle(50%Imax): 60.0(°)	ErP Φ use(90°): 2134.160lm	
Lamp Size (W*L*H):0.083m*0.083m*0.000m	Left=-29.9°, Right=30.1°	IRF(%): 228.813	



2D Plane Light Intensity Distribution Curve

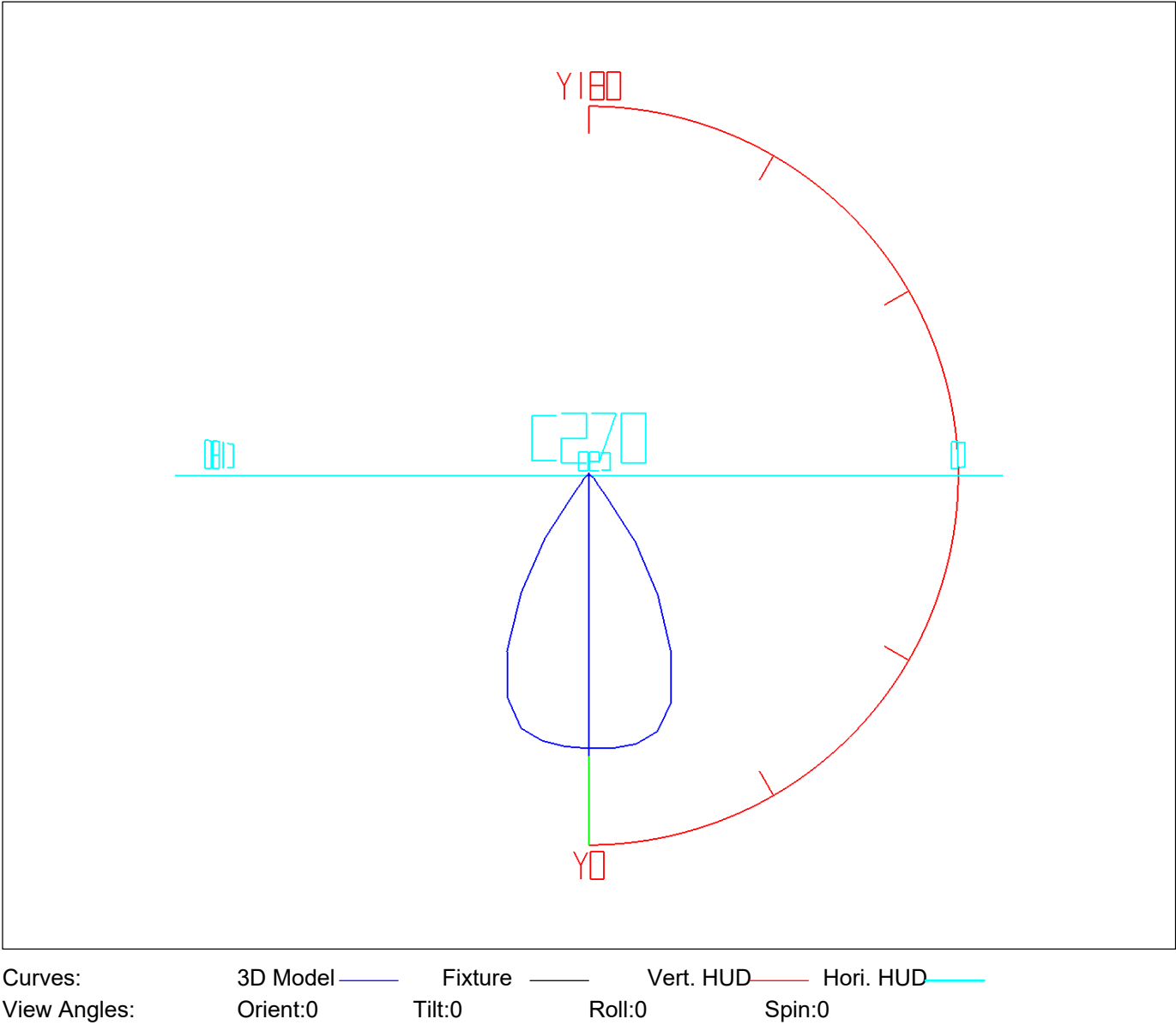
Lum. Name: PD08-25-XX-01 4000K RA90 60D	Lum. Catelog:	Test ID: 01
Lamp Name:	Lamp Catelog: LED	Test Lab: Quality Department
Manufacture: Shenzhen Norming Lighting	Test Machine:GON-2000	Test Date: 2022/09/19



3D Light Intensity Distribution Modal

Lum. Name: PD08-25-XX-01 4000K RA90 60D	Lum. Catelog:	Test ID: 01
Lamp Name:	Lamp Catelog: LED	Test Lab: Quality Department
Manufacture: Shenzhen Norming Lighting	Test Machine:GON-2000	Test Date: 2022/09/19

3D Light Intensity Distribution Modal

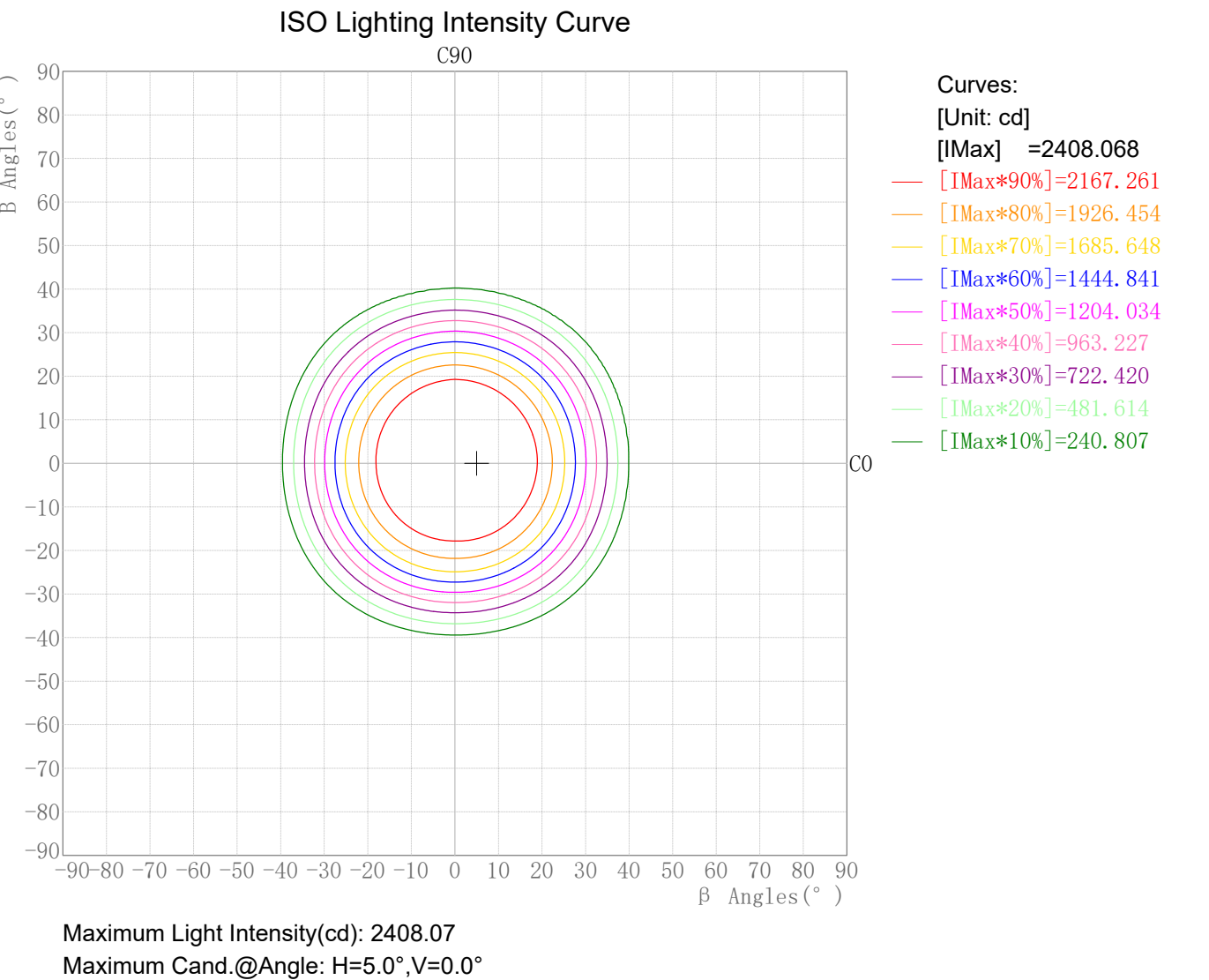


Zonal Flux Tabulation

Zone(γ)	Zone Flux (lm)	Sums Flux (lm)	Zone%Lamp	Sums%Lamp
0.0-5.0	57.40	57.40	2.43	2.43
5.0-10.0	171.11	228.51	7.24	9.67
10.0-15.0	278.74	507.24	11.79	21.46
15.0-20.0	364.22	871.47	15.41	36.87
20.0-25.0	399.35	1270.81	16.90	53.77
25.0-30.0	367.83	1638.65	15.56	69.33
30.0-35.0	279.33	1917.98	11.82	81.15
35.0-40.0	151.96	2069.94	6.43	87.58
40.0-45.0	59.15	2129.09	2.50	90.08
45.0-50.0	35.59	2164.68	1.51	91.58
50.0-55.0	29.30	2193.97	1.24	92.82
55.0-60.0	26.35	2220.33	1.11	93.94
60.0-65.0	23.37	2243.69	0.99	94.93
65.0-70.0	19.83	2263.52	0.84	95.77
70.0-75.0	16.06	2279.58	0.68	96.45
75.0-80.0	12.36	2291.94	0.52	96.97
80.0-85.0	8.90	2300.84	0.38	97.35
85.0-90.0	5.96	2306.79	0.25	97.60
90.0-95.0	4.36	2311.15	0.18	97.78
95.0-100.0	3.82	2314.97	0.16	97.94
100.0-105.0	3.46	2318.43	0.15	98.09
105.0-110.0	3.22	2321.65	0.14	98.23
110.0-115.0	3.08	2324.73	0.13	98.36
115.0-120.0	3.13	2327.86	0.13	98.49
120.0-125.0	3.32	2331.18	0.14	98.63
125.0-130.0	3.52	2334.70	0.15	98.78
130.0-135.0	3.74	2338.44	0.16	98.94
135.0-140.0	3.94	2342.37	0.17	99.10
140.0-145.0	4.00	2346.38	0.17	99.27
145.0-150.0	3.89	2350.26	0.16	99.44
150.0-155.0	3.63	2353.89	0.15	99.59
155.0-160.0	3.23	2357.12	0.14	99.73
160.0-165.0	2.69	2359.81	0.11	99.84
165.0-170.0	2.04	2361.85	0.09	99.93
170.0-175.0	1.29	2363.14	0.05	99.98
175.0-180.0	0.44	2363.58	0.02	100.00

Rectangle ISO Lighting Intensity Diagram

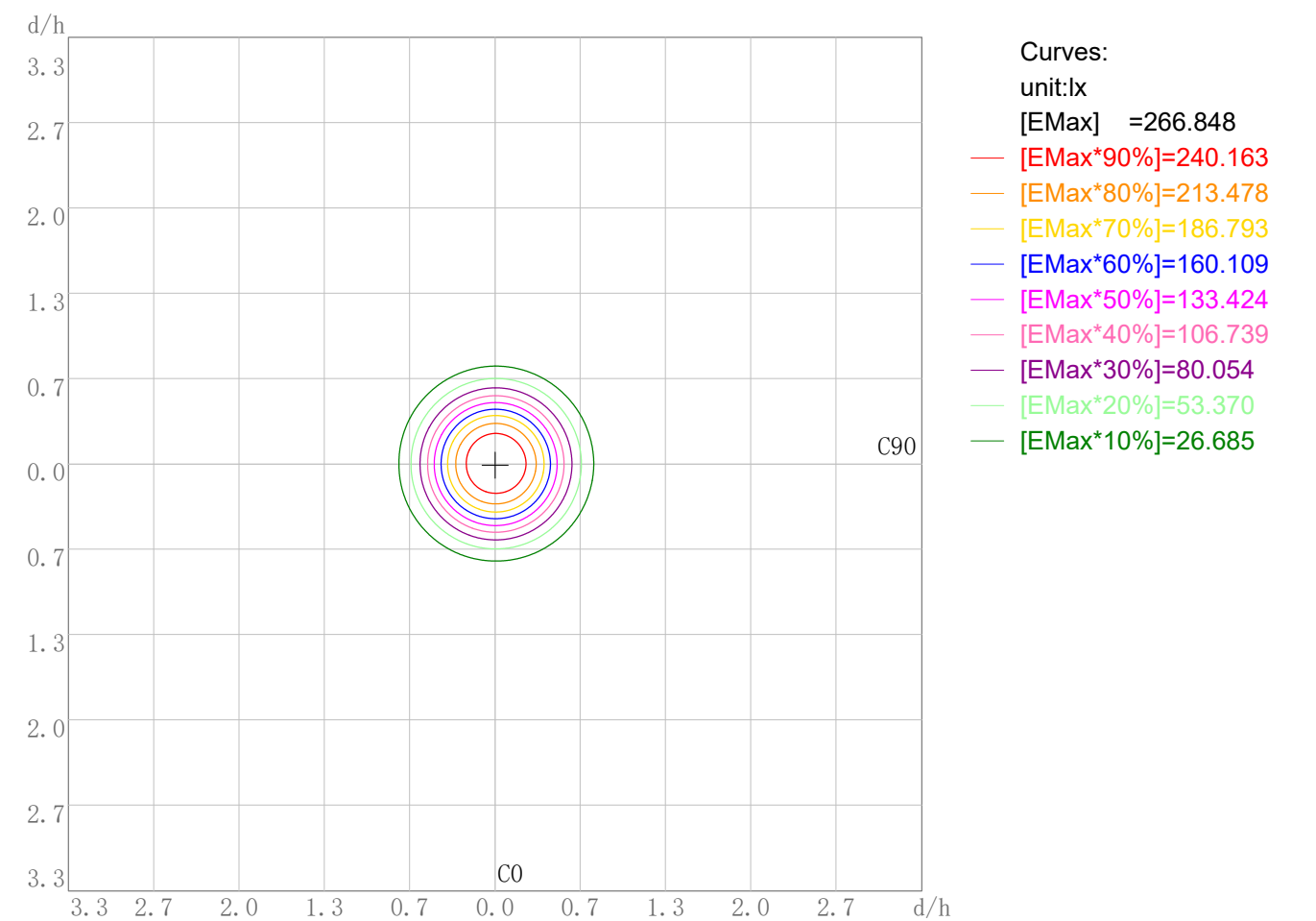
Lum. Name: PD08-25-XX-01 4000K RA90 60D	Lum. Catalog:	Test ID: 01
Lamp Name:	Lamp Catalog: LED	Test Lab: Quality Department
Manufacture: Shenzhen Norming Lighting	Test Machine:GON-2000	Test Date: 2022/09/19



Plane ISO-Illuminance Diagram

Lum. Name: PD08-25-XX-01 4000K RA90 60D	Lum. Catalog:	Test ID: 01
Lamp Name:	Lamp Catalog: LED	Test Lab: Quality Department
Manufacture: Shenzhen Norming Lighting	Test Machine:GON-2000	Test Date: 2022/09/19

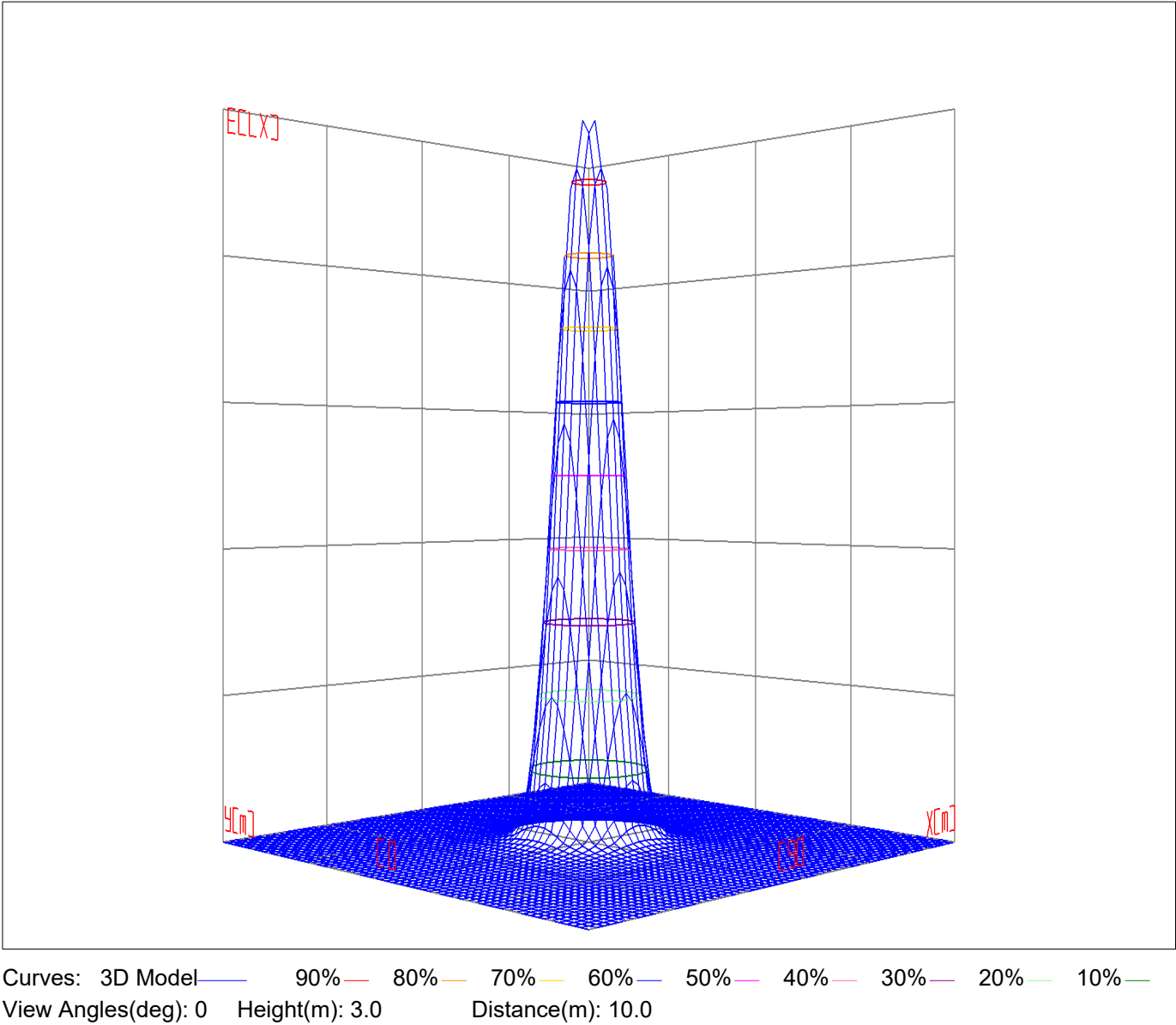
Plane ISO-Illuminance Curve



3D Plane ISO Illuminance Diagram

Lum. Name: PD08-25-XX-01 4000K RA90 60D	Lum. Catelog:	Test ID: 01
Lamp Name:	Lamp Catelog: LED	Test Lab: Quality Department
Manufacture: Shenzhen Norming Lighting	Test Machine:GON-2000	Test Date: 2022/09/19

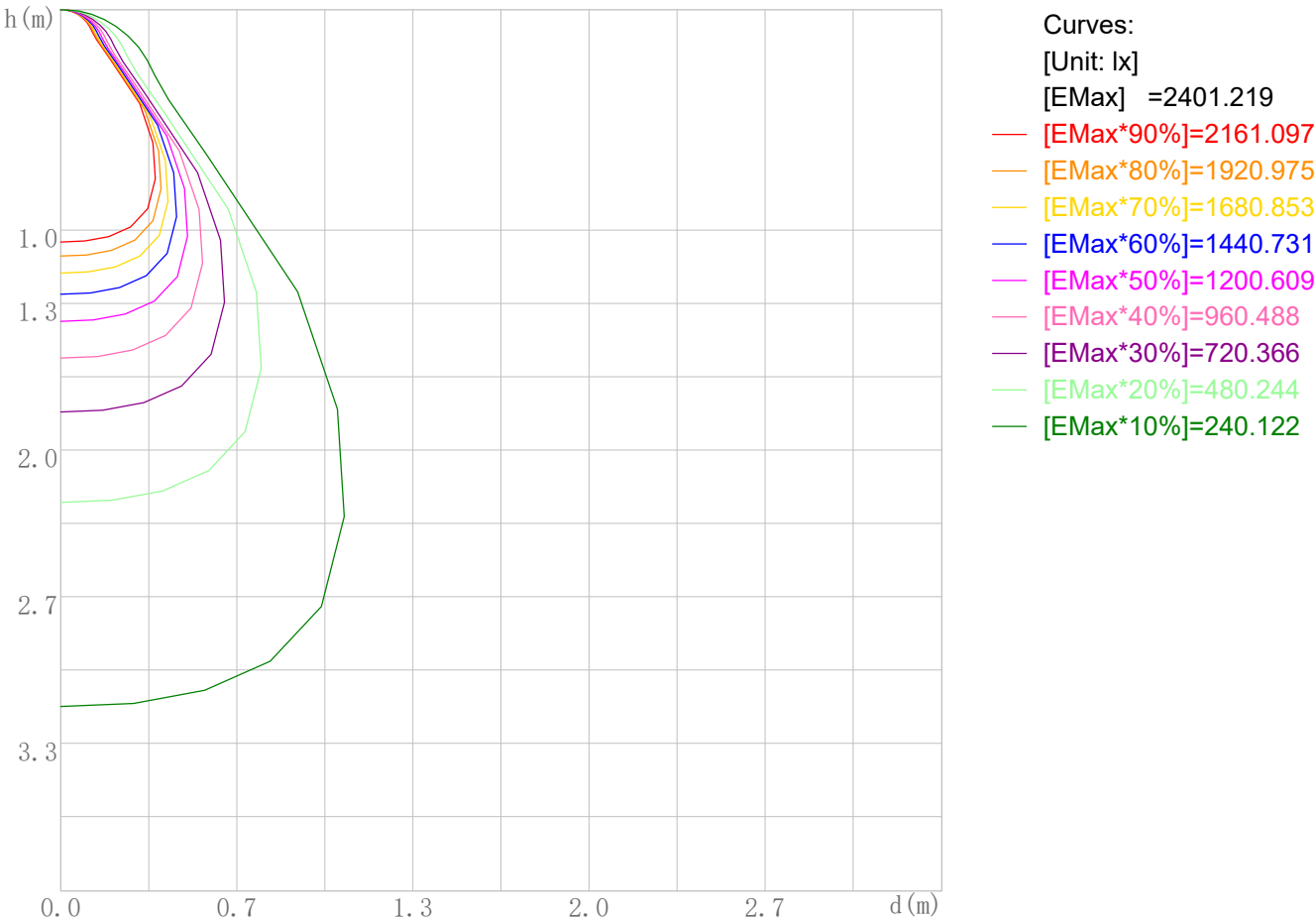
3D Plane Illuminance Modal



Space ISO Illuminance Diagram

Lum. Name: PD08-25-XX-01 4000K RA90 60D	Lum. Catelog:	Test ID: 01
Lamp Name:	Lamp Catelog: LED	Test Lab: Quality Department
Manufacture: Shenzhen Norming Lighting	Test Machine:GON-2000	Test Date: 2022/09/19

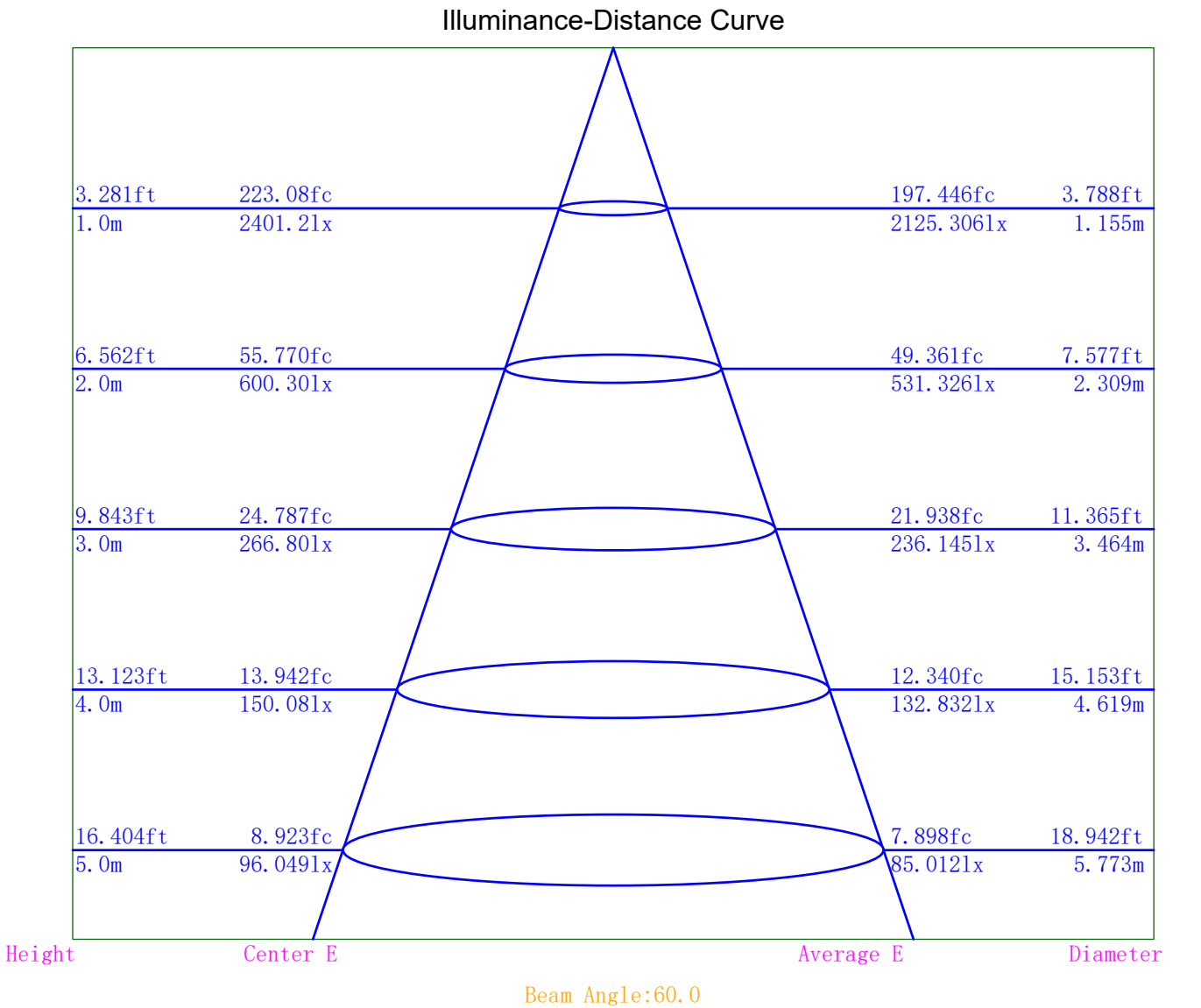
Space ISO Illuminance Curve



Space Plane Maximum Illuminance and @Angle:2401.22lx,0.0deg
Plane Maximum Lighting Intensity and @Angle:2408.068cd,0deg

Illuminance-Distance Diagram

Lum. Name: PD08-25-XX-01 4000K RA90 60D	Lum. Catalog:	Test ID: 01
Lamp Name:	Lamp Catalog: LED	Test Lab: Quality Department
Manufacture: Shenzhen Norming Lighting	Test Machine:GON-2000	Test Date: 2022/09/19



Indoor Luminance Limiting Curves

Lum. Name: PD08-25-XX-01 4000K RA90 60D	Lum. Catalog:	Test ID: 01
Lamp Name:	Lamp Catalog: LED	Test Lab: Quality Department
Manufacture: Shenzhen Norming Lighting	Test Machine:GON-2000	Test Date: 2022/09/19

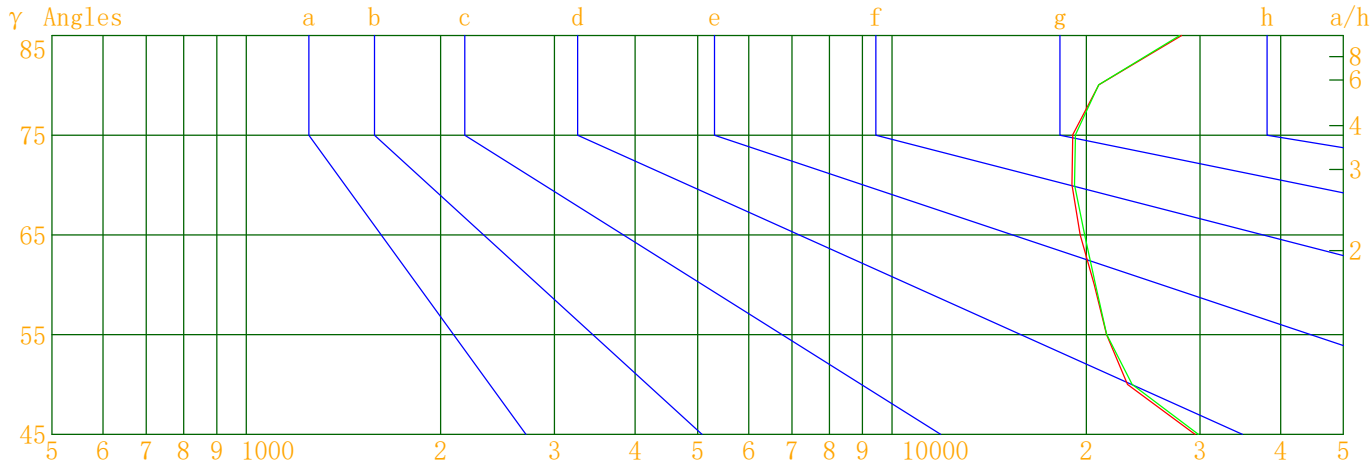
Glare Grade Table

GI	Quality	Using Illuminance							
1.15	A	2000	1000	500	<=300				
1.5	B		2000	1000	500	<=300			
1.85	C			2000	1000	500	<=300		
2.2	D				2000	1000	500	<=300	
2.55	E	a				2000	1000	500	<=300
			b	c	d	e	f	g	h

Luminance Table

Gama(deg)	45	50	55	60	65	70	75	80	85
C0	29478	23163	21497	20569	19564	18996	19055	20914	28092
C90	29831	23552	21505	20663	19871	19173	19244	20897	27894

Luminance Limiting Curve



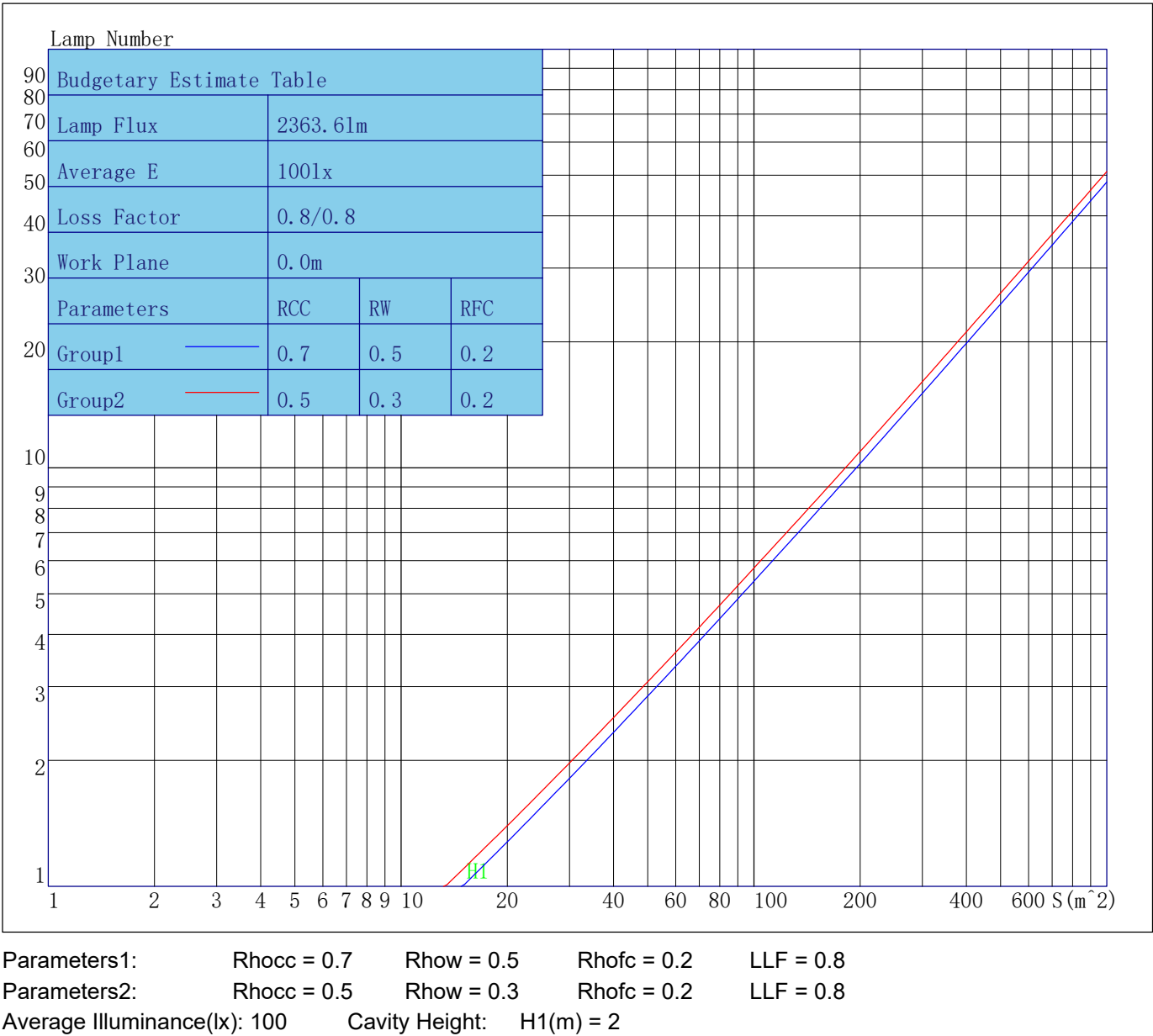
Luminous Size: Length(m)=-0.083 Width(m)=-0.083 Height(m)=0.000 Area(m^2)=0.005411

Luminous Type: Without Luminous Side

Luminous Curves: C0-C180 Color: C90-C270 Color:

Indoor Budgetary Estimate Table

Lum. Name: PD08-25-XX-01 4000K RA90 60D	Lum. Catalog:	Test ID: 01
Lamp Name:	Lamp Catalog: LED	Test Lab: Quality Department
Manufacture: Shenzhen Norming Lighting	Test Machine:GON-2000	Test Date: 2022/09/19



Indoor Coefficient of Utilization Table

Lum. Name: PD08-25-XX-01 4000K RA90 60D	Lum. Catelog:	Test ID: 01
Lamp Name:	Lamp Catelog: LED	Test Lab: Quality Department
Manufacture: Shenzhen Norming Lighting	Test Machine:GON-2000	Test Date: 2022/09/19

Coefficients of Utilization - Zonal Cavity Method																		
Coef.	Effective Floor Cavity Reflectance RFC=0.20																	
RhoCC (%)	80				70				50			30			10			0
RhoW (%)	70	50	30	10	70	50	30	10	50	30	10	50	30	10	50	30	10	0
RCR	Coefficient of Utilization(%)																	
0	118	118	118	118	115	115	115	115	110	110	110	105	105	105	100	100	100	98
1	112	109	106	104	110	107	104	102	102	100	99	98	97	95	94	93	92	90
2	106	101	97	93	104	99	95	92	95	92	89	92	89	87	89	87	85	83
3	101	94	89	84	98	92	87	83	89	85	82	86	83	80	84	81	79	77
4	95	87	82	77	93	86	81	77	84	79	75	81	77	74	79	76	73	71
5	90	82	76	71	89	81	75	71	78	74	70	77	72	69	75	71	68	67
6	86	77	70	66	84	76	70	66	74	69	65	72	68	64	71	67	64	62
7	81	72	66	61	80	71	65	61	70	64	61	68	64	60	67	63	60	58
8	77	68	62	57	76	67	61	57	66	61	57	65	60	56	63	59	56	55
9	74	64	58	54	73	63	58	54	62	57	53	61	56	53	60	56	53	51
10	70	60	55	51	69	60	54	50	59	54	50	58	53	50	57	53	50	48

Unified Glare Rating Table

Lum. Name: PD08-25-XX-01 4000K RA90 60D	Lum. Catelog:	Test ID: 01
Lamp Name:	Lamp Catalog: LED	Test Lab: Quality Department
Manufacture: Shenzhen Norming Lighting	Test Machine:GON-2000	Test Date: 2022/09/19

Unified Glare Rating Table

Ceiling RCC	0.70	0.70	0.50	0.50	0.30	0.70	0.70	0.50	0.50	0.30
Wall RW	0.50	0.30	0.50	0.30	0.30	0.50	0.30	0.50	0.30	0.30
Floor RFC	0.20	0.20	0.20	0.20	0.20	0.20	0.20	0.20	0.20	0.20
Room Size	Vewed crosswise					Vewed endwise				
X=2H Y=2H	21.6	22.6	22.0	23.0	23.3	21.7	22.7	22.1	23.1	23.5
	22.0	22.9	22.4	23.2	23.7	22.1	23.0	22.5	23.4	23.8
	22.2	23.0	22.7	23.4	23.9	22.3	23.2	22.8	23.6	24.0
	22.5	23.2	23.0	23.7	24.1	22.6	23.4	23.1	23.8	24.2
	22.6	23.3	23.1	23.8	24.2	22.7	23.4	23.2	23.9	24.4
	22.8	23.5	23.3	23.9	24.4	22.9	23.6	23.4	24.0	24.5
X=4H Y=2H	21.6	22.4	22.0	22.8	23.2	21.7	22.5	22.2	22.9	23.4
	22.2	22.8	22.6	23.3	23.7	22.3	22.9	22.7	23.4	23.9
	22.5	23.1	23.0	23.6	24.1	22.6	23.2	23.1	23.7	24.2
	23.0	23.5	23.5	24.0	24.5	23.1	23.6	23.6	24.1	24.6
	23.2	23.7	23.7	24.2	24.7	23.3	23.8	23.8	24.2	24.8
	23.4	23.8	24.0	24.4	24.9	23.5	23.9	24.0	24.5	25.0
X=8H Y=4H	22.6	23.1	23.1	23.6	24.1	22.7	23.2	23.2	23.7	24.2
	23.2	23.6	23.8	24.1	24.7	23.3	23.7	23.9	24.2	24.8
	23.5	23.9	24.1	24.5	25.0	23.6	24.0	24.2	24.5	25.1
	24.0	24.2	24.5	24.8	25.4	24.0	24.3	24.6	24.9	25.5
X=12H Y=4H	22.6	23.0	23.1	23.6	24.1	22.7	23.1	23.3	23.7	24.2
	23.3	23.6	23.8	24.1	24.7	23.3	23.7	23.9	24.2	24.8
	23.7	24.0	24.2	24.5	25.1	23.7	24.0	24.3	24.6	25.2
Variations with the objverver position at spacings										
S=1.0H	0.2/-0.2					0.3/-0.3				
S=1.5H	0.5/-0.5					0.5/-0.5				
S=2.0H	0.5/-0.6					0.6/-0.6				
Reduced UGR Table:										
Nordic Standard Table:	BK0					BK0				
Correction Value	1.8					1.8				

o the CIE Pub.117,data has been corrected,refers to the lamp's lumens 8.2flm.

IES Indoor Report

Photometric Filename:PD08-25-XX-01 4000K RA90 60D.IE

S

Candela Tabulation

V/H	C0.0	C90.0	C180.0	C270.0
γ 0.0	2401.22	2401.22	2401.22	2401.22
γ 5.0	2408.07	2407.02	2393.02	2391.84
γ 10.0	2398.70	2399.36	2369.10	2365.80
γ 15.0	2330.40	2334.77	2302.44	2295.11
γ 20.0	2123.12	2138.67	2084.91	2068.29
γ 25.0	1706.72	1728.98	1702.79	1676.93
γ 30.0	1215.00	1239.85	1192.79	1163.35
γ 35.0	715.87	740.28	671.97	648.42
γ 40.0	231.49	247.68	201.44	186.07
γ 45.0	112.78	114.13	93.14	91.11
γ 50.0	80.56	81.91	66.04	64.82
γ 55.0	66.71	66.74	56.34	55.87
γ 60.0	55.65	55.90	49.91	48.91
γ 65.0	44.74	45.44	42.40	41.51
γ 70.0	35.15	35.48	34.57	33.94
γ 75.0	26.68	26.95	26.91	26.14
γ 80.0	19.65	19.63	19.59	19.14
γ 85.0	13.25	13.15	13.34	13.26
γ 90.0	8.43	8.26	8.77	8.57
γ 95.0	7.37	7.27	7.39	7.58
γ 100.0	6.87	6.16	6.68	6.84
γ 105.0	6.43	6.06	6.27	6.49
γ 110.0	5.90	5.83	6.15	6.14
γ 115.0	6.07	5.84	6.23	6.45
γ 120.0	6.27	6.40	7.38	6.94
γ 125.0	7.42	7.12	8.15	7.74
γ 130.0	8.19	8.37	8.89	8.83
γ 135.0	9.70	9.44	10.10	10.49
γ 140.0	11.13	11.15	11.44	11.60
γ 145.0	12.81	12.01	12.86	12.93
γ 150.0	13.68	13.43	13.94	13.92
γ 155.0	15.02	14.45	15.16	15.11
γ 160.0	16.03	15.57	15.96	15.78
γ 165.0	16.64	16.49	17.02	16.96
γ 170.0	17.67	17.62	17.46	17.73
γ 175.0	18.66	18.20	18.48	18.29
γ 180.0	18.72	18.72	18.72	18.72